

PRODUCT BROCHURE · VETERINARY IMAGING

Veterinary imaging software, ready for your market.

2D and 3D veterinary viewers and a web-based PACS built for animal care — for X-ray makers, veterinary software companies and distributors through OEM, reseller and bundle partnerships.

VETERINARY

- Sugar PACS for veterinary
- Sugar 2D Vet
- Sugar 2D Vet Dent
- Vet Insight 3D

One partner for veterinary imaging software

Sugarpole Co., Ltd. develops DICOM-based imaging software in Seoul, South Korea. For veterinary imaging we provide 2D and 3D viewers and a web-based PACS designed for animal care — partners can offer it under the Sugarpole name or their own brand, and ship it with their veterinary X-ray, DR or CT systems.



Sugar 2D Vet
Everyday X-ray and DR

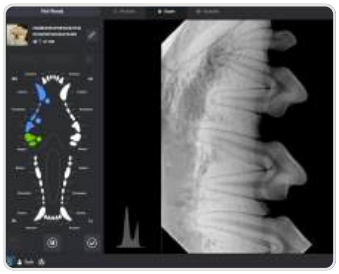

Sugar 2D Vet Dent
Dental X-ray for dogs and cats



Vet Insight 3D
CT and MRI in MPR and 3D



Sugar PACS for veterinary
Web-based storage and sharing

Why partner with Sugarpole

From one viewer to every modality

Since our first dental 2D viewer in 2014 we have grown into a full lineup, including veterinary 2D, 3D and web-based PACS.

Proven in the market

A North American partner signed 80 veterinary clinics within four weeks of contract — against a first-year target of 40.

Ready for your brand

OEM-ready under your brand — cloud or on-premises, with overseas supply available.

Who we work with

Veterinary X-ray / DR makers
Veterinary viewers under your brand, with Sugar PACS

Veterinary CT makers
Vet Insight 3D and PACS for your systems

Veterinary software companies
Sugar PACS integrated with your platform

Imaging distributors and X-ray dealers
Sugar PACS and viewers for clinics in your territory

Development and supply track record

- Veterinary 2D and 3D viewers for a maker of veterinary DR/CT hybrid systems
- DR console viewer developed for an imaging acquisition device maker
- Software supplied to a Korean veterinary PACS provider
- Cloud PACS supplied to a North American veterinary PACS partner

Veterinary product lineup

Four products built for animal care — everyday radiography, veterinary dentistry, 3D for CT and MRI, and a web-based PACS for clinics and hospitals. Each product is detailed on the page shown.

VETERINARY



3-1 WEB-BASED PACS

Sugar PACS for veterinary

Store, access and share animal images and reports in any browser — cloud or on-premises.



3-2 VETERINARY 2D VIEWER

Sugar 2D Vet

Fast, intuitive 2D viewing with species presets for everyday veterinary radiography.



3-3 VETERINARY DENTAL 2D VIEWER

Sugar 2D Vet Dent

Dental X-rays for dogs, cats and more, with tooth measurement and reports.

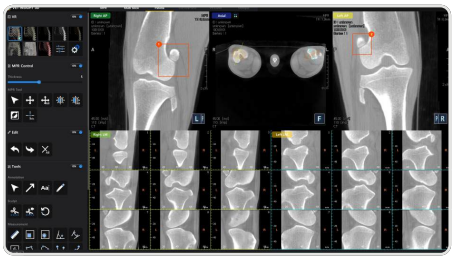

3-4 VETERINARY 3D VIEWER

Vet Insight 3D

Real-time 3D for veterinary CT, MRI and ultrasound, with curved MPR and patella analysis.

BUILT FOR ANIMAL CARE

Species-aware

Presets and tools for dogs, cats and other companion animals, from small to large.

Every modality

X-ray, CT, MRI and ultrasound — fully DICOM, plus JPEG and PNG in the viewers.

Clinic to network

From a single clinic to multi-branch groups, specialist partners and remote second opinions.

3-1 WEB-BASED PACS · VETERINARY

Sugar PACS for veterinary

Animal images and reports in any browser — built for veterinary clinics and hospitals.



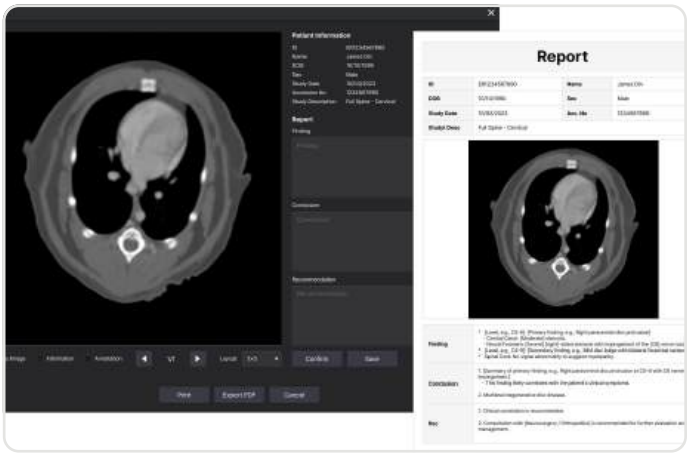

Sugar PACS for veterinary is a web-based PACS designed specifically for veterinary clinics and hospitals. Veterinarians securely store, access and share animal images and reports anytime, anywhere — and in the cloud there is no local server to install.

Key features

Zero-footprint web access

Runs in any standard browser on PC, Mac, tablet or smartphone — nothing to install or maintain.

Multi-modality, fully DICOM

X-ray, CT, MRI, ultrasound and more in one viewer, comparing current and prior studies side by side.

Species-aware viewing

Viewing optimized for animal species and body types, from small to large animals.

Advanced visualization

WW/WC, distance, angle and ROI measurement, annotations, split-screen, cine mode and MPR / MIP.

Species-specific reporting

Templates by species, body part or condition; key images in one click; share with referring vets.

Built for networks

Multi-branch operations, specialist partnerships and remote second opinions on one platform.

Cloud or on-premises

	Cloud	On-premises
Server location	External cloud (AWS, Azure)	Internal hospital server
External access	Enabled — consultations, second opinions	Closed network; custom setup if needed
Maintenance	Managed by Sugarpole	Hospital IT or selected partners
Deployment	Ready in a few days — no local server	Network and server setup may be needed
Best for	Remote access and multi-site groups	Strict security policies, full control

FOR PARTNERS — OEM-ready — already offered under a partner brand in North America · Practice-management integration on request

3-2 VETERINARY 2D VIEWER

Sugar 2D Vet

Fast, intuitive 2D viewing for everyday veterinary radiography.

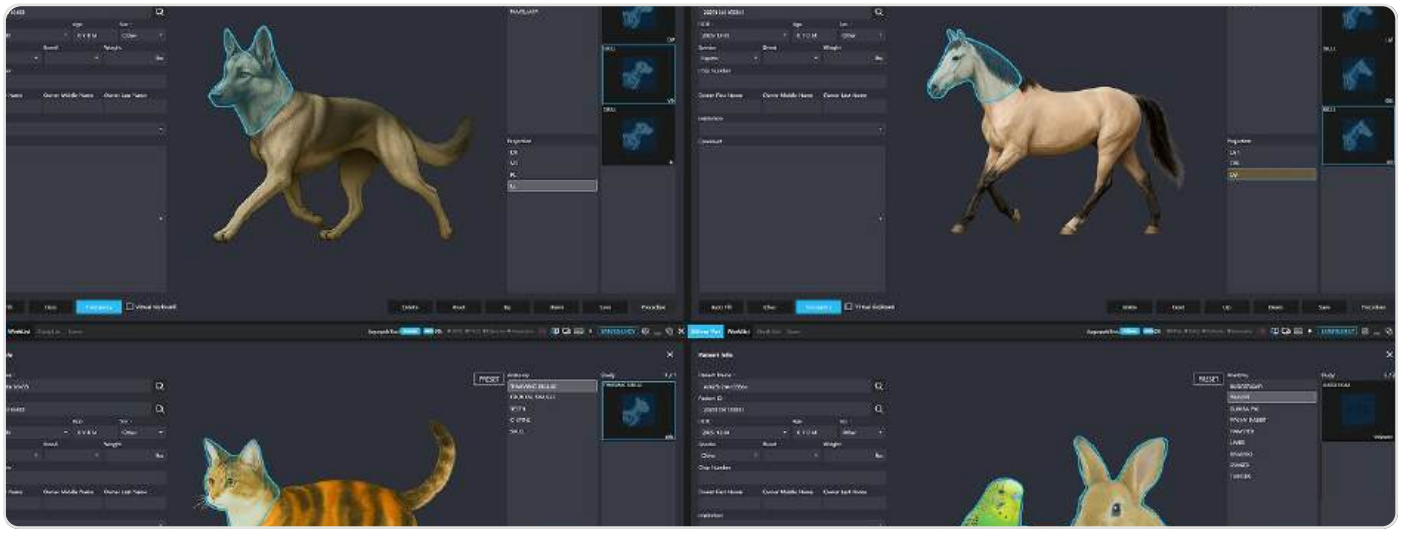

Sugar 2D Vet is a veterinary X-ray viewer for reviewing whole-body radiographs of small and large companion animals. Image processing tuned to veterinary anatomy and species presets help clinics read faster and keep the day moving.

Key features

High-resolution viewing

Clear, detailed 2D images for many species; DICOM, JPEG and PNG, with fast loading of large studies.

Species presets

Viewing presets and analysis tools for dogs, cats and other companion animals.

Veterinary image optimization

Processing tuned to veterinary anatomy; windowing presets that help reveal subtle lesions.

Precise measurement

Length, angle, ratio and area measurement; zoom, pan and rotation.

Reports & annotation

Structured reports with key images, measurements and findings; markers for key regions.

AI-assisted analysis

Highlights regions of interest for the veterinarian's review; the final read stays with the veterinarian.

Everyday veterinary workflow



01 **Acquisition guide**



02 **Whole-body review**



03 **Side-by-side comparison**

FOR PARTNERS Acquisition console for veterinary DR available · Available for overseas OEM supply

3-3 VETERINARY DENTAL 2D VIEWER

Sugar 2D Vet Dent

Clear dental radiographs for dogs, cats and more — measured, annotated and reported.

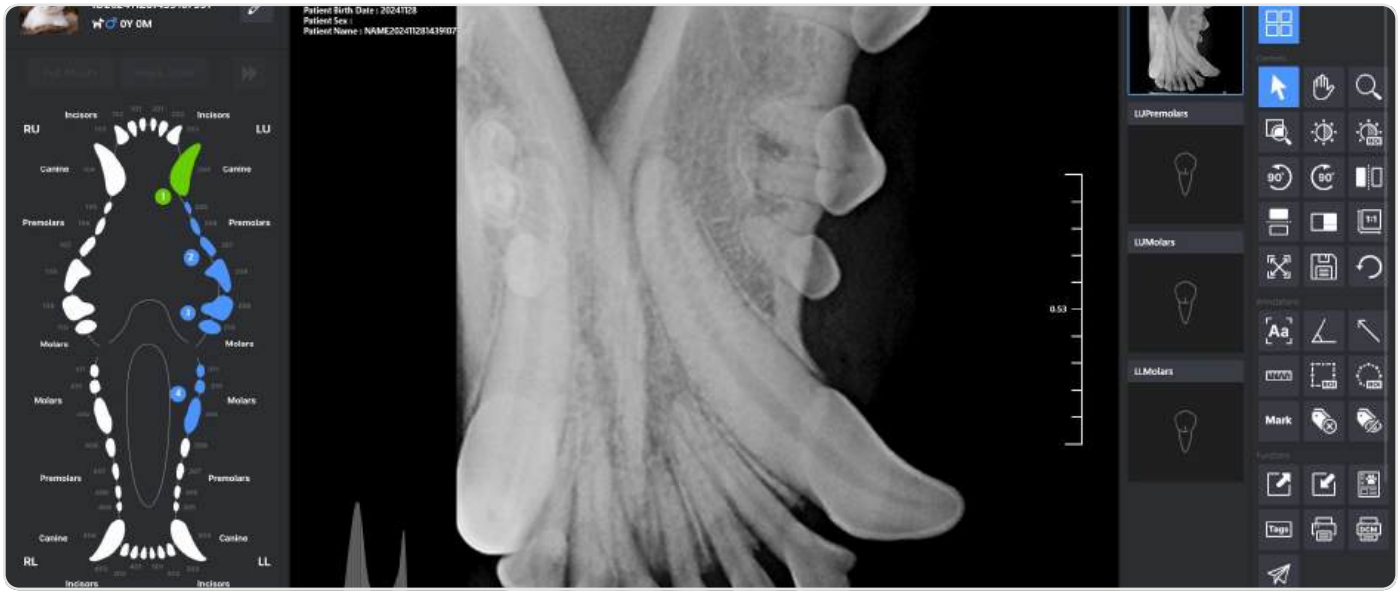

Sugar 2D Vet Dent is a dental X-ray viewer for veterinary professionals. It helps clinics review animal dental radiographs quickly and clearly, supporting diagnosis and treatment planning.

Key features

High-resolution dental view

Improved visibility of dental tissues and pathologies; DICOM, JPEG and PNG.

Tooth measurement

Tooth length, angle and area measurement for precise dental assessment.

Automatic tooth recognition

AI-based tooth recognition that speeds up dental charting.

Multi-species dental charts

Dental analysis for dogs, cats and other species.

Image adjustment

Zoom, pan, rotation, brightness and contrast to reveal subtle pathologies.

Reports & annotations

Reports with measurement results, annotations and observations.

From patient to report



01 **Patient & species**

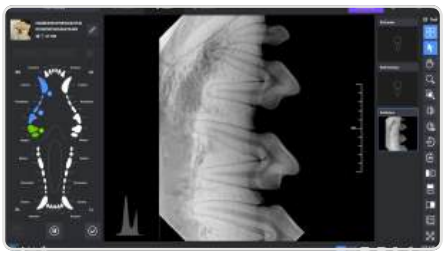

02 **Dental chart**

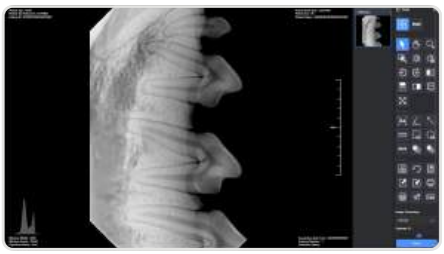

03 **Detail review**

FOR PARTNERS Fully customizable for OEM requests

3-4 VETERINARY 3D VIEWER

Vet Insight 3D

3D for veterinary CT, MRI and ultrasound — where nature meets science.

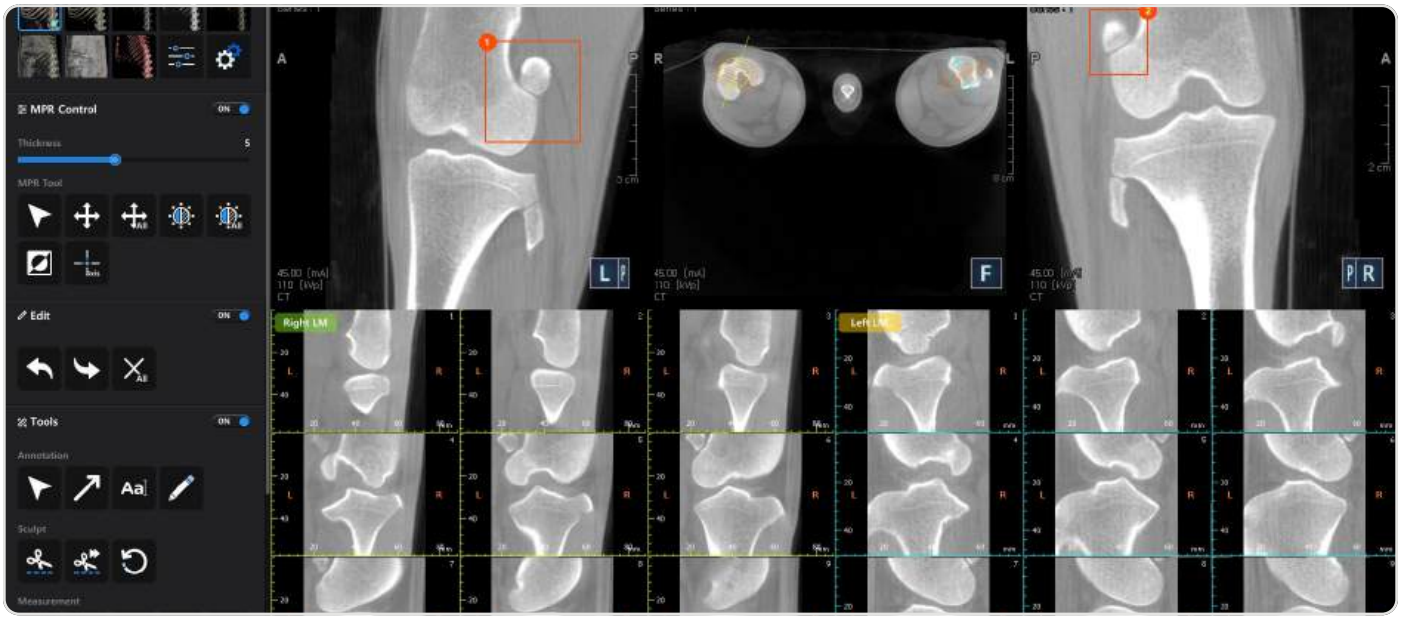

Vet Insight 3D brings advanced 3D visualization to veterinary CT, MRI and ultrasound data. Real-time reconstruction shows skeletal, muscular and organ structures together for diagnosis, pre-surgical planning and research.

Key features

Real-time 3D rendering

Skeletal, muscular and organ structures together, for surgical planning and anatomical orientation.

Curved MPR

Draw a curve along the spinal cord, trachea or major vessels and slice along it.

Curve reconstruction

An unwrapped view of intestines, vessels or nasal passages that straight slices miss.

Multiple parallel slices

Compare cross-sections of lungs, liver or brain without switching views.

VR Cube

Rotate, zoom and slice volumetric anatomy in any orientation.

Patella analysis

Stifle-joint views and MPR tools for patellar luxation, before surgery and at follow-up.

Clinical tools



Real-time 3D rendering

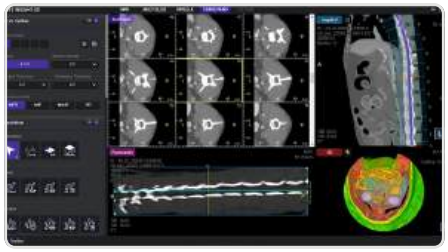

Curve reconstruction

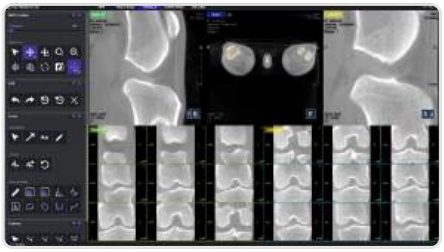

Patella analysis

FOR PARTNERS OEM supply for veterinary CT makers · Pairs with Sugar PACS for veterinary for a complete imaging bundle

Bring Sugarpole software to your market

Three ways to bring our veterinary software to your customers — choose one or combine them.

OEM

VETERINARY X-RAY / DR, CT MAKERS AND PACS PARTNERS

- Your brand on our veterinary 2D/3D viewers or Sugar PACS
- UI and workflow customized for your system
- Cloud or on-premises PACS; cloud run by Sugarpole

Reseller

DISTRIBUTORS AND X-RAY DEALERS

- Sell Sugarpole veterinary products under the Sugarpole brand
- Product demos provided by Sugarpole
- Territory and terms agreed with each partner

Bundle

VETERINARY X-RAY, DR AND CT SYSTEM MAKERS

- Viewers and Sugar PACS shipped with your X-ray, DR or CT systems
- One vendor for 2D/3D viewing and image management
- Practice-management integration on request

PARTNER SUCCESS · NORTH AMERICA

A full year's target, surpassed in just 4 weeks.

THE PLAN · SET AT CONTRACT

40 clinics

within the first year (52 weeks)

→

WHAT HAPPENED

80 clinics

within 4 weeks of signing

The model

The partner offers Sugarpole's cloud PACS to veterinary clinics as an OEM product under its own brand. Sugarpole provides the platform; the partner owns the brand and the customer relationship.

The deployment

Cloud deployment meant no local server installation at each clinic, with maintenance handled by Sugarpole.

How we work together

01

Intro and demo

Introductory call and live product demo

02

Evaluation

Evaluation license available on request

03

Integration

Integration and customization for your systems and markets

04

Launch

Launch, onboarding and ongoing support

AGREED WITH EACH PARTNER

Pricing, licensing and territory | Regulatory status | Interface languages | Onboarding, training and support

CONTACT

Let's talk partnership.

Request a live demo of our veterinary viewers or Sugar PACS for veterinary — or discuss OEM, reseller and bundle options for your market.

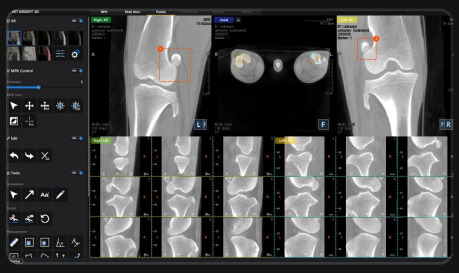



Sugarpole Co., Ltd.

shkim@sugarpole.com

M +82-10-9496-3156 · T +82-2-6956-1465

#1111, 306 Digital-ro, Guro-gu, Seoul, Republic of Korea

sugarpole.com

Sugarpole Co., Ltd. is a medical imaging software company founded in 2014 in Seoul, South Korea. Product availability, features and regulatory status vary by country; contact Sugarpole for details in your market. Screen images are for illustration. Specifications are subject to change without notice. Sugarpole and Sugarpole product names are trademarks of Sugarpole Co., Ltd. Other names are trademarks of their respective owners.